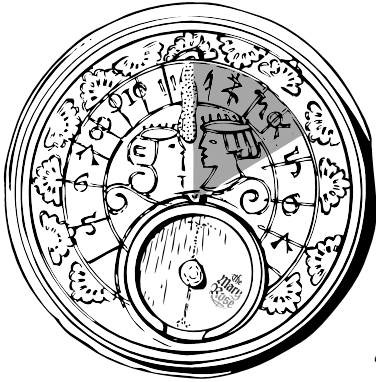
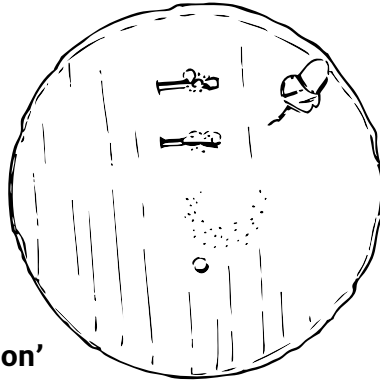


Build your Own Mary Rose Compass Sundial




Face

The face and underside should be aligned as they are above - the lines on the back represent the pins holding the gnomon in place!

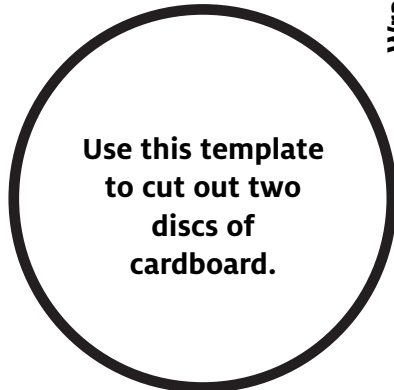


Underside.

'Gnomon'



Wrap around the edges to
conceal cardboard



Use this template
to cut out two
discs of
cardboard.

